

Sightseeing

A Yoshizawa Memorial Museum of Art

吉澤記念美術館
The collection consists of more than 500 artworks including famous Kano school's paintings.
9:30-17:00
Closed on Mon, Next day of holiday, Year-end and New Year
Admission: ¥510 / adult
1-14-30 Kuzuhigashi, Sano-shi

C Izuruhara Benten Pond

出流原弁天池
The water of this pond was elected to one of The 100 Famous Waters of Japan.
1117 Izuruhara-cho, Sano-shi

E The Ruins of Karasawayama Castle

唐沢山城跡
Near the top of the mountain, there is the ruins of castle that was built hundreds of years ago.
1409 Fuji-cho, Sano-shi

G Sano City Kodomo no Kuni

佐野市こどもの国
The themes of this children's park are adventure, creation, and discovery.
9:30-17:30
Closed on Mon, 2nd Thur
Admission: ¥200 / adult
579 Horigome-cho, Sano-shi

I Shiroyama Park

城山公園
There was the Sano Castle in this place. Today it is famous for its cherry blossoms.
9:00-17:00 (memorial hall)
Closed on Mon, Next day of holiday (memorial hall)
504 Wakamatsu-cho, Sano-shi

K Sano City Kanko Bussan Kaikan

佐野市観光物産会館
As a center of souvenirs of the city, this store has 800 items made in Sano.
9:00-18:00
Daily open
2519 Kanaikami-cho, Sano-shi

M Sano Premium Outlets

佐野プレミアム・アウトレット
The appearance of the buildings are inspired by towns on the east coast of the US.
10:00-20:00
Closed on 3rd Thur in Feb
2058 Koena-cho, Sano-shi

O Santaki

三滝
This waterfall is 45 meters high and the water is running down 3 stairs of the rock.
Sakuhara-cho, Sano-shi

Q Woodland Morisawa

ウッドランド森沢
Each of the wooden houses have second floor and loft. At most 45 people can stay.
Stay 13:00-10:00, Rest 11:00-15:00
Closed on Year-end and New Year
Reservation required, Hotel charges ¥15,120-771 Akiyama-cho, Sano-shi

S Yomogiyama Log Village

蓬山ログビレッジ
This location is surrounded by high mountains exceeding 1,000 meters.
Stay 13:00-10:00, Rest 10:00-16:00
Closed on Tuesday
Reservation required, Hotel charges ¥10,800-1271 Sakuhara-cho, Sano-shi

B Kuzu Fossil Museum

葛生化石館
Many fossils that have been found from Kuzu region are displayed.
9:00-17:00
Closed on Mon, Next day of holiday
1-11-15 Kuzuhigashi, Sano-shi

D Bairin Park

梅林公園
More than 200 Japanese apricot trees bloom every spring and it attracts many viewers.
1387 Fuji-cho, Sano-shi

F Domannaka Tanuma Road Station

道の駅どまんなかたぬま
This station is a resting place for drivers. The location is believed as the center of Japan.
8:00-22:00
Closed on Wednesday
366-2 Yoshimizu-cho, Sano-shi

H Manyo Nature Park Katakuri no Sato

万葉自然公園かたくりの里
Dogtooth violet can be seen from the end of March to the beginning of April.
112-1 Machiya-cho, Sano-shi

J Sano City Museum

佐野市郷土博物館
From clay pot to warrior flag, many relics associated with this region are displayed.
9:00-17:00
Closed on Mon, Next day of holiday, Last day of month, Year-end and New Year
2047 Ohashi-cho, Sano-shi

L Sano Yakuyoke Daishi Temple

佐野厄除け大師
This temple was built by a buddhist monk from Nara more than a thousand years ago.
8:20-17:00
Daily open
2233 Kanaikami-cho, Sano-shi

N Agritown

アグリタウン
You can try strawberry picking (Dec-May), blueberry picking (June-Aug), and peach picking (July-Aug).
Dec-Feb 10:00-15:00, Mar-May 9:30-16:00 (strawberry picking)
Closed on June-Nov (strawberry picking)
802-4 Ueshimo-cho, Sano-shi

P Akiyama Dormitory

あきやま学寮
At most 80 people can stay in the wooden houses that have warm atmosphere.
Stay 13:00-10:00, Rest 11:00-15:00
Closed on Year-end and New Year
Reservation required, Hotel charges ¥15,120-721 Akiyama-cho, Sano-shi

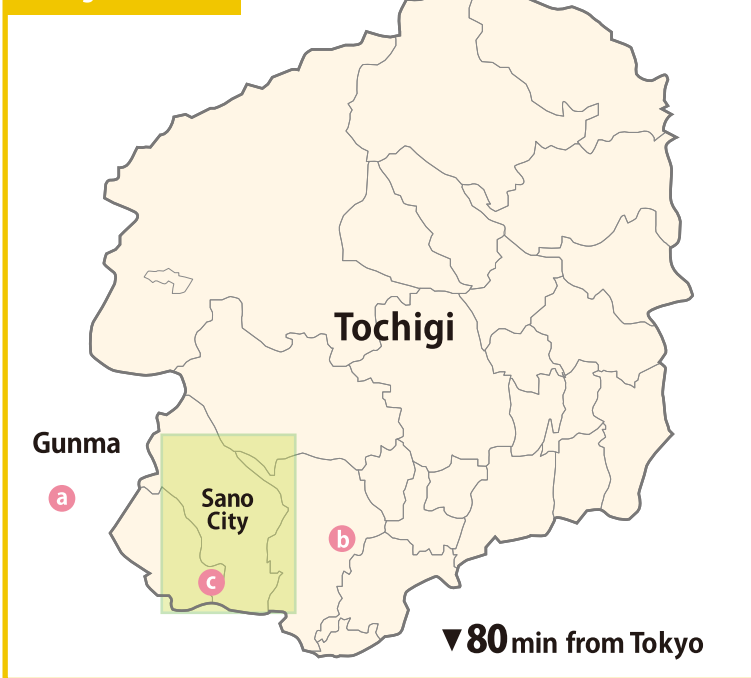
R Ancient Life Experience Village

古代生活体験村
Stay 13:00-10:00, Rest 11:00-15:00
Closed on Year-end and New Year
Reservation required, Paper making ¥200-771 Akiyama-cho, Sano-shi

T Hikoma Japanese Paper Hall

飛駒和紙会館
You can make paper by traditional method that has been used for a long time in Japan.
9:00-16:00
Closed on Mon-Fri
Reservation required, Paper making ¥200-2299 Hikoma-cho, Sano-shi

Tochigi Prefecture



Masjid

Masjid Sano

مسجد佐野
Masjid Sano is located at a 10 min walk from Sano Sta. It is convenient for dropping in before and after visiting around Sano City.
2769-13 Yorozu-cho, Sano-shi

Suburban Spot

a Watarase Keikoku Railway

わたらせ渓谷鐵道
Irregular holidays
Reservation required, Numbered ticket for truck ¥510/adult
1375 Omama, Omama-cho, Midori-shi, Gunma
You can get on a truck-style train and enjoy mountainous scenery from it. Please ask a staff of JR Ticket Office about the numbered ticket.

b Kura no Machi Pleasure Boat

蔵の街遊覧船
Mar-Nov 10:00-16:00, Nov-Feb 10:00-15:00
Closed on Year-end and New Year, Winter holidays
Ticket: ¥700/adult
2-6 Yamato-cho, Tochigi-shi
The water transportation on Uzuma River began 1617, in the early Edo era. Boatman guides you into by gone days while singing a song.

c Ashikaga Flower Park

あしががフラワーパーク
Mar-Nov 9:00-18:00, Nov-Mar 10:00-17:00
Closed on 3rd Wed and Thur in Feb, New Year's Eve
Ticket: ¥300-1,700/adult (depends on season)
607 Hasama-cho, Ashikaga-shi
13 min walk from Tomita Sta. Wisteria trees, a precious natural treasure, bloom from the mid of April to the mid of May every year.

i Experience Course

Gyoza cooking, Sushi making, Kimono dressing, etc. Please contact us for more information.

Ryomo Muslim Inbound Development Council
両毛ムスリムインバウンド推進協議会

Address: 138 Wakamatsucho, Sano-shi
Tel: 0283-22-7832 E-mail: dainari.goka@gmail.com



Muslim Friendly Map in SANO




SANO MAP FOR MUSLIMS

ムスリムおもてなしマップ in 佐野


Ver. 1, Valid from Oct 2016



MAP No. 2



MAP No. 4



MAP No. 5



MAP No. 6

Restaurant where you can eat Halal/Muslim Friendly menu

! Please ask a staff about Halal menu when ordering food.

1 Wakaba

若葉
Japanese
11:30-13:30, 17:00-21:00
Closed on Monday
1-1-11 Kuzunishi, Sano-shi
Avg. Price Lunch: ¥1,200 Dinner: ¥5,000 Reservation required

2 Nikkoken

日光軒
Ramen
11:30-14:30, 17:30-20:00
Closed on Thur, Holiday, The day before holiday
138 Wakamatsu-cho, Sano-shi
Avg. Price Lunch: ¥800 Dinner: ¥800

3 Kogure Shokudo

小暮食堂
Seafood
10:00-20:00
Closed on Sunday
356 Wakamatsu-cho, Sano-shi
Avg. Price Lunch: ¥700 Dinner: ¥700

4 Hotel Sunroute Sano(Arcadia)

ホテルサンルート佐野(アルカディア)
Japanese & Western
6:50-9:30, 11:30-14:30, 17:00-20:30
Daily open
702-27 Asahi-cho, Sano-shi
Avg. Price Lunch: ¥1,000 Dinner: ¥1,200

5 Teppan Dining Sun

鉄板ダイニングサン
BBQ
Mon-Wed, Sun 11:30-14:30, 17:30-22:30, Fri, Sat 17:30-23:30
Closed on Thur, Holiday, The day before holiday
Mamegen Plaza 1F, 31 Wakamatsu-cho, Sano-shi
Avg. Price Lunch: ¥1,000 Dinner: ¥2,500 Reservation required

6 Nawab Zada (Aeon Mall Sano New City)

ナワブザダ(イオンモール佐野新都市内)
Indian
10:00-21:30
Daily open
2F, 1324-1 Takahagi-cho, Sano-shi
Avg. Price Lunch: ¥1,000 Dinner: ¥2,000

7 Miso Manju Araiya

味噌まんじゅう新井屋
Japanese Sweets
a Kazu Store 8:30-18:00
Closed on Monday
2-1-25 Kuzunishi, Sano-shi
Avg. Price Lunch: ¥1,000
b Tanumanomori Store 8:00-18:00
Closed on Monday
1124-1 Yoshimizucho, Sano-shi
c Sano Honcho Store 9:00-18:00
Closed on Monday
2942 Honcho, Sano-shi
Dinner: ¥1,000

presented by HMJ

HALAL GOURMET JAPAN

No.1 website & app for Halal and Muslim friendly restaurants in Japan!
670+ restaurants are listed!

www.halalgourmet.jp

Download on the App Store

Google play

Produced by: 両毛ムスリムインバウンド推進協議会
(Ryomo Muslim Inbound Development Council)
Supported by: 佐野市 (Sano City)
Supervised by: ハラルメディアジャパン株式会社 (HALAL MEDIA JAPAN Co., Ltd.)

HALAL information in Japan
www.halalmedia.jp

Copyright © 2016 HALAL MEDIA JAPAN All rights reserved.



SANO CITY / 佐野市

AROUND SANO STATION / 佐野駅周辺

Tomita Sta. 富田駅

JR Ryomo Line JR両毛線

Sano Sta. 佐野駅

Sanoshi Sta. 佐野市駅

Aeon Mall Sano New City
イオンモール佐野新都市

Sano Premium Outlets
佐野プレミアム・アウトレット

Mikamoyama Park
みかも山公園

Yoshimizu Sta. 吉水駅

Horigome Sta. 堀米駅

Tanuma Sta. 田沼駅

Tada Sta. 多田駅

Kuzu Sta. 葛生駅

Kitakanto Expressway 北関東自動車道

Hikoma River 彦根川

Hata River 畑川

Akiyama River 秋山川

Izuru River 出流川

Tobu Sano Line 東武佐野線

THE NORTH OF SANO CITY / 佐野市北部

to Santaki 至三滝

Mt. Atagoyama 愛宕山

Mt. Takenoyama 岳ノ山

Mt. Otoyasan 大鳥屋山

Mt. Karasawayama 唐沢山

Route 66

Route 201

Route 200

AROUND SANO STATION / 佐野駅周辺

AROUND SANO STATION / 佐野駅周辺

JR Ryomo Line JR両毛線

Sano Sta. 佐野駅

Sano City Hall 佐野市役所

Ekimae St. 駅前通り

Tonomachi St. 駅前通り

Kiryu Iwafune Rd. 桐生岩舟線

Karasawakankou St. 唐沢岩舟線

MASJID AL IKHLAS